


Stitching the Night Away




Bat by the Light of the Moon

Free Cross Stitch Pattern from Loretta Oliver at [Stitching the Night Away](http://www.stitchingthenightaway.com)



<http://www.stitchingthenightaway.com>



Legend:

✕ [2] DMC 310 black

○ [1] KRL 052F Grapefruit

Pattern Size: 60w x 34h

Want to figure out how big your fabric needs to be to stitch this piece?

→ [Click here to use our handy fabric calculator.](#)

Need fabric and floss to stitch this piece? → [Click here to get all the cross stitch supplies you need.](#)

Want to be updated when we add new free cross stitch patterns? → [Visit and subscribe.](#)

This is a FREE cross stitch pattern and you can share it with a friend.

In fact, I actually encourage you to do so. You can attach this PDF to an email and send it, you can print the file out and take copies to your friends at stitch night, or you can simply give friends the link in your address bar so they can download a copy for themselves.

Use these handy sharing buttons for Twitter & Facebook:




**Share this on
Twitter!**



**Share this on
Facebook!**

Happy Stitching!

Loretta Oliver



This Pattern was Made Free by Our Sponsor [TJBdesigns](#)



Every needleworker deserves pretty tools!

Whether your needlework passion is cross stitch, needlepoint, hardanger, quilting, sewing, knitting, crochet, or all of the above, I have created beautiful beaded accessories to please your eye and make your projects easier and more fun.



[Scissor fobs](#) not only dress up a necessary needlework tool, but they also allow you to keep track of your scissors, much like a big keychain in your purse.



Counting pins can help keep that frog away!

[Large counting pins](#) for needlepoint and [small counting pins](#) for cross stitch, fine count needlepoint and hardanger.

★ [How to Use Counting Pins in Your Cross Stitch](#)



Perfect your stitches with [a laying tool](#) or use it to ease fabric through the presser foot.



And every stitcher knows the value of a [needle threader](#)!
Lots of colors in several shapes to choose from.



Stitch markers to mark those important points in your knitting and crochet.

The [knitting stitch markers](#) include a unique marker for marking the beginning of the round in circular knitting.

And the [stitch markers for crochet](#) are removable and flexible.

