



Turquoise Ornament

(previously known as April Ornament)

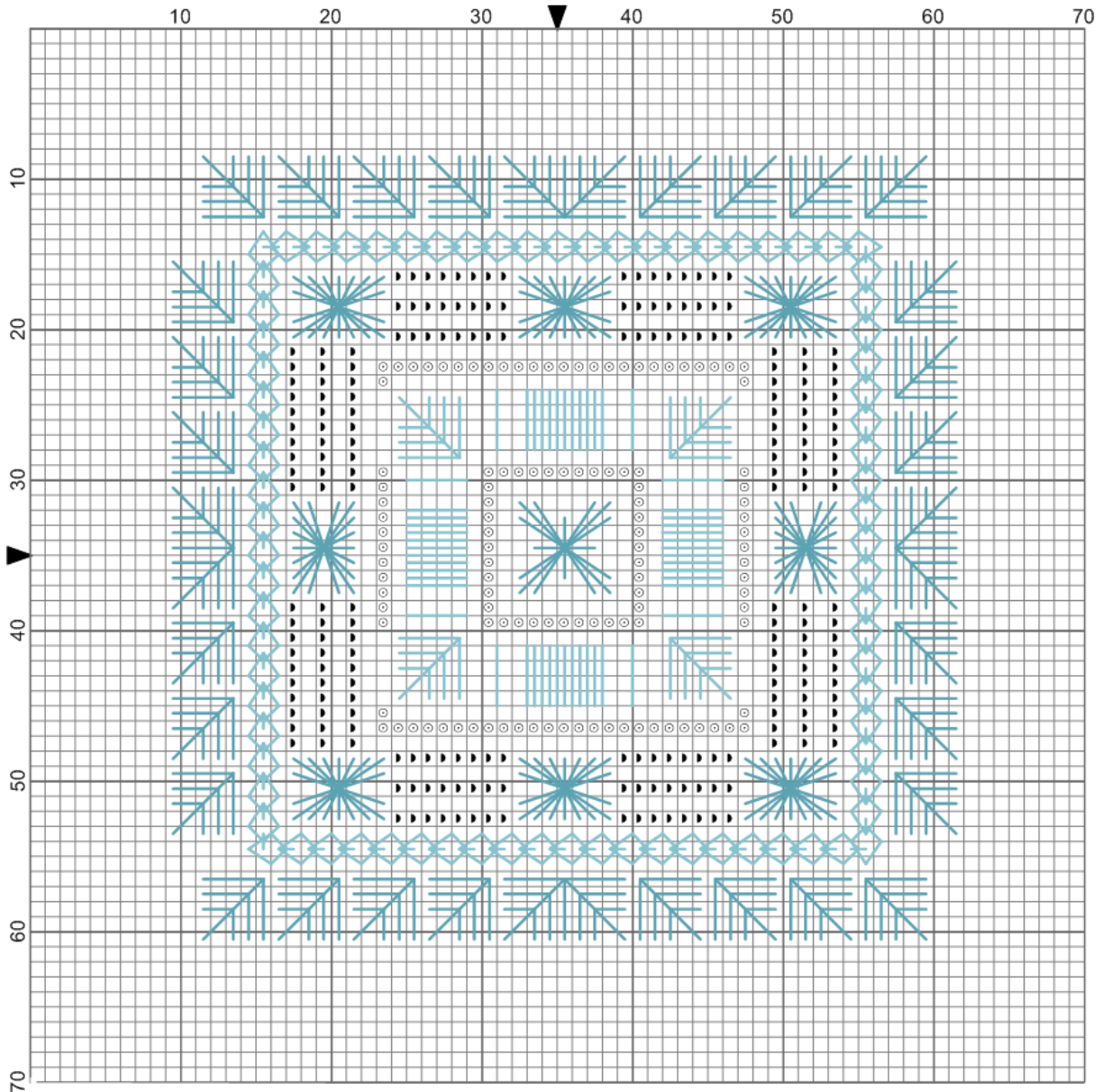
Free Cross Stitch Pattern

from Loretta Oliver at

Stitching the Night Away



<http://www.stitchingthenightaway.com>



Legend:

◼ DMC-598

◉ DMC-597

Backstitches:

— DMC-598

— DMC-597

Grid Size: 70w X 70h

You can use any color or combination of colors for this ornament that you wish to use. As always it was designed to use any color you prefer. It's a great way to use up all those little bits of leftover floss 😊

Want to figure out how big your fabric needs to be to stitch this piece?

→ [Click here to use our handy fabric calculator.](#)

Need fabric and floss to stitch this piece?

→ [Click here to get all the cross stitch supplies you need.](#)

Want to be updated when we add new free cross stitch patterns?

→ [Visit our site and subscribe to receive updates via email.](#)

This is a FREE cross stitch pattern and you are free to share it with a friend.

In fact, I actually encourage you to do so. You can attach this PDF to an email and send it, you can print the file out and take copies to your friends at stitch night, or you can simply give friends the link in your address bar so they can download a copy for themselves.

Note to shop owners: If you would like multiple copies of any of the free cross stitch patterns available at Stitching the Night Away I would be happy to handle the print run for you. Please send an email to loretta@stitchingthenightaway.com with your request and I can have a package sent to your address. Include in your email which pattern you would like, your snail mail address, and the best way for me to reach you.

Happy Stitching!

Kind regards,

Loretta Oliver




You Might Also Enjoy.....




[Believe Tree](#)
by M-Designs



[All is Bright](#)
by Amy Bruecken Designs



[Tiny Tidings](#)
by Lizzie Kate



[Holiday Moments](#)
by Dimensions



[Christmas Tree Collection](#)
by JBW Designs



[Pear Tree](#)
by Little House Needleworks